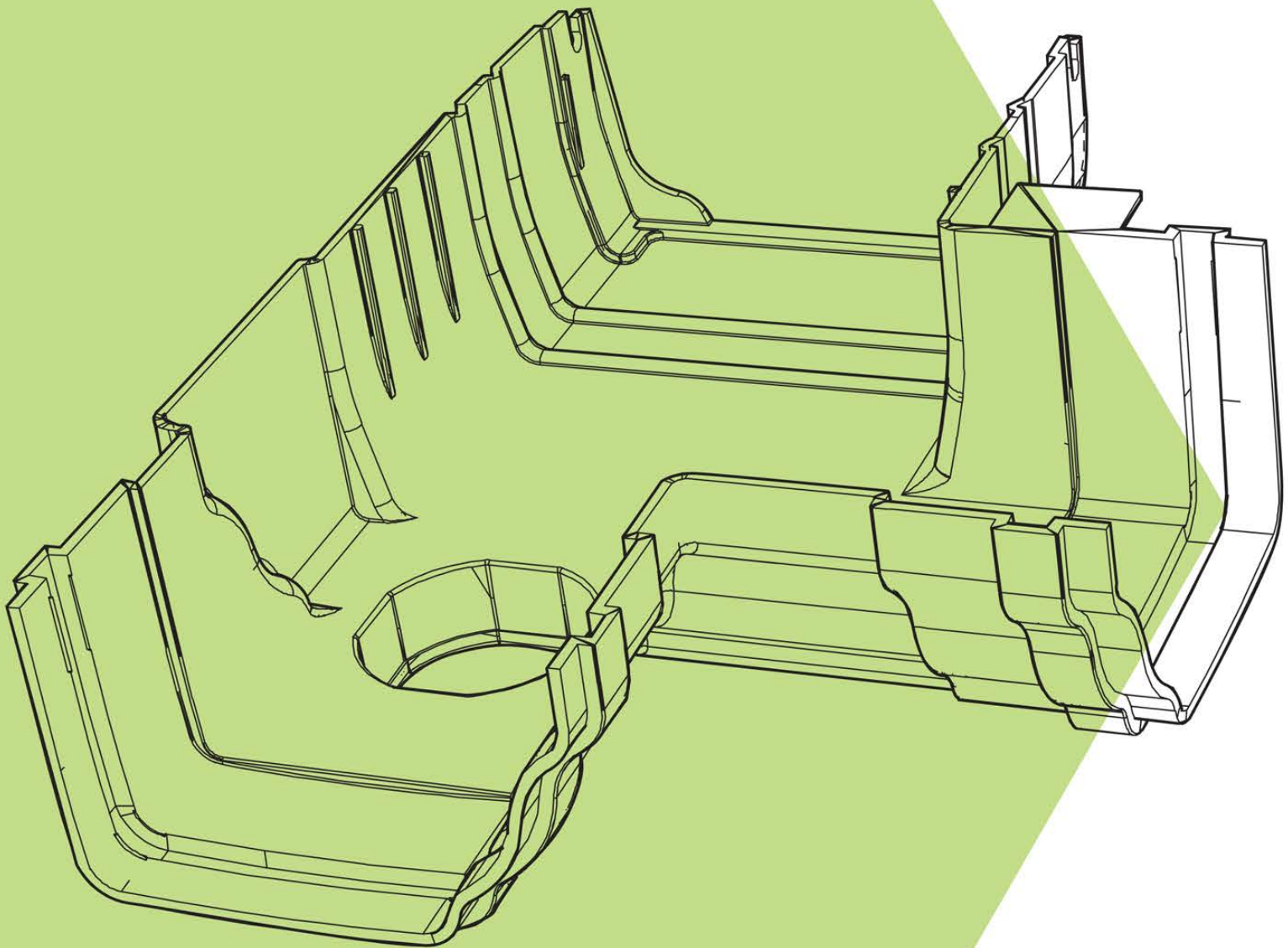


Classic<sup>TM</sup>roof  
by Ultraframe



V2 January 2021

MARLEY GUTTER PRODUCT DIRECTORY

**Eaves Mounted Gutter Options**

**A1** **A2**

**SSGO002L** **SSGO002R**

Stopend Outlet- On Eaves Beam  
**SSGO002L - LEFT (A1)**  
**SSGO002R - RIGHT (A2)**

**D1**

**SSGO001**

Inline Running Outlet  
On Eaves Beam  
**SSGO001**

**THE SSGO001 CAN BE PLACED ANYWHERE ALONG THE TICKED BLACK LINES ONLY**

**Wall Mounted Gutter Options**

**B1** **B2**

**MISO001** **MISO002**

**MIA001** **MIA001**

Classic Gutter Internal 90 Degrees  
**MIA001**  
Classic Gutter Stop End Outlet  
(Wall Mounted)  
**MISO001 - LEFT (B1)**  
**MISO002 - RIGHT (B2)**

**C1/C2** **Optional Left and Right Wall Mounted Outlets**

**MSE001** **MSE002**

**MRO001** **MRO001**

**MIA001** **MIA001**

Running Outlet (Wall Mounted)  
**MRO001**  
Classic Gutter Internal 90 Degrees  
**MIA001**  
Classic Gutter Stop Ends  
**MSE001 - LEFT**  
**MSE002 - RIGHT**

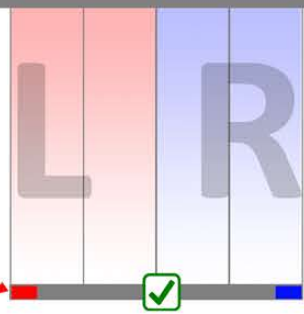
THE C1/C2 INCLUDES A RUNNING OUTLET AND BOTH LEFT AND RIGHT HAND STOP ENDS

# Lean-To

A1



SSGO002L



SSGO002R

A2

Stopend Outlet- On Eaves Beam

**SSGO001L - LEFT (A1)**

**SSGO002R - RIGHT (A2)**

D1



SSGO001

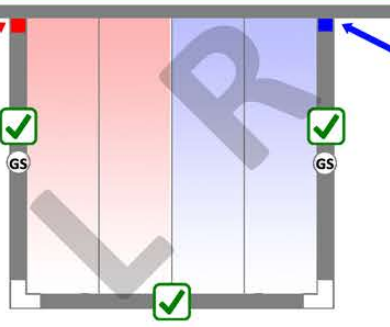
Inline Running Outlet- On Eaves Beam

**SSGO001**

# Lean-To GS

A1

SSGO002L



GS



GS

SSGO002R



A2

Stopend Outlet- On Eaves Beam

**SSGO002L- LEFT (A1)**

**SSGO002R - RIGHT (A2)**

D1



SSGO001

Inline Running Outlet- On Eaves Beam

**SSGO001**

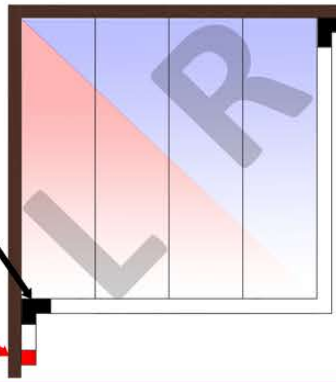
# Wall Option

B1

MIA001



MSO001



MSO002



MIA001

B2

Classic Gutter Internal 90 Degrees

**MIA001**

Classic Gutter Stop End Outlet (Wall Mounted)

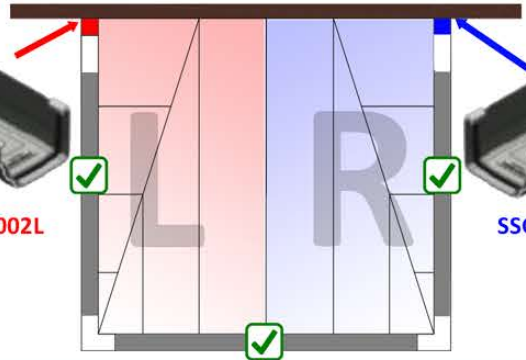
**MSO001 - LEFT (B1)**

**MSO002 - RIGHT (B2)**

A1



SSGO002L

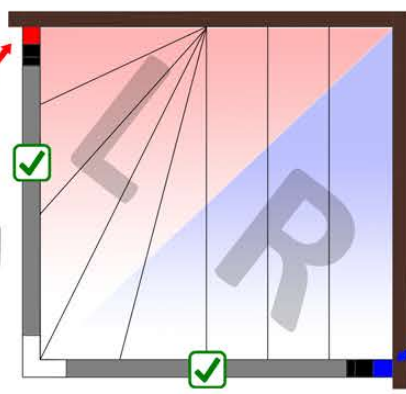


A2

SSGO002R



SSGO002L



SSGO002L

D1



SSGO001



Inline Running Outlet- On Eaves Beam

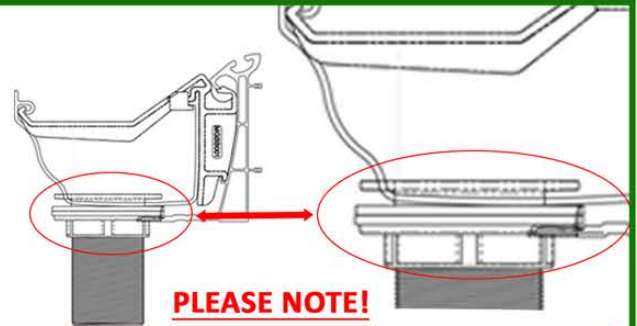
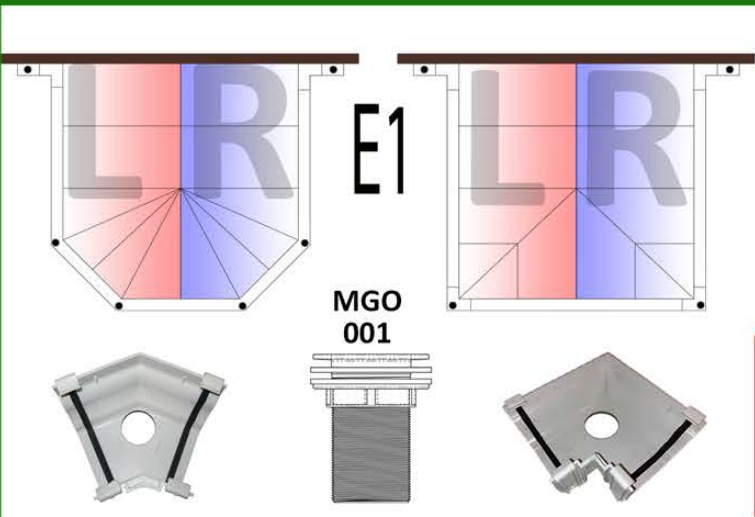
**SSGO001**



SSGO001

D1

# Hipped Lean-To

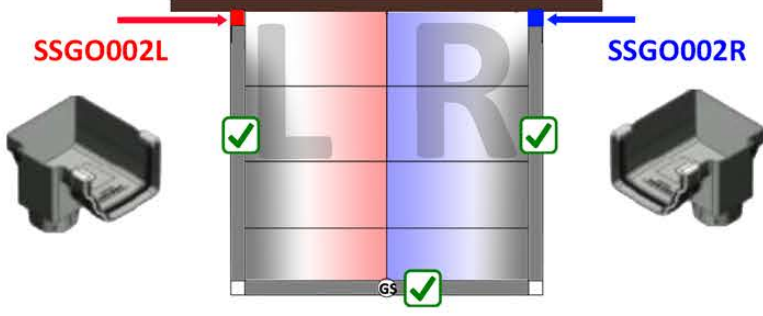


**PLEASE NOTE!**

The drill and fix outlet should only be used in a scenario where no other option is available. As you can see, it will not fit as an inline outlet with Eaves and is a tight fit in a corner too! These have a small diameter for drainage so more than one should be used on a standard roof. Ok to use in a wall mounted gutter scenario.

## Gable Support Beam

**A1**



**A2**

Stopend Outlet- On Eaves Beam  
**SSGO002L - Left**  
**SSGO002R - Right**

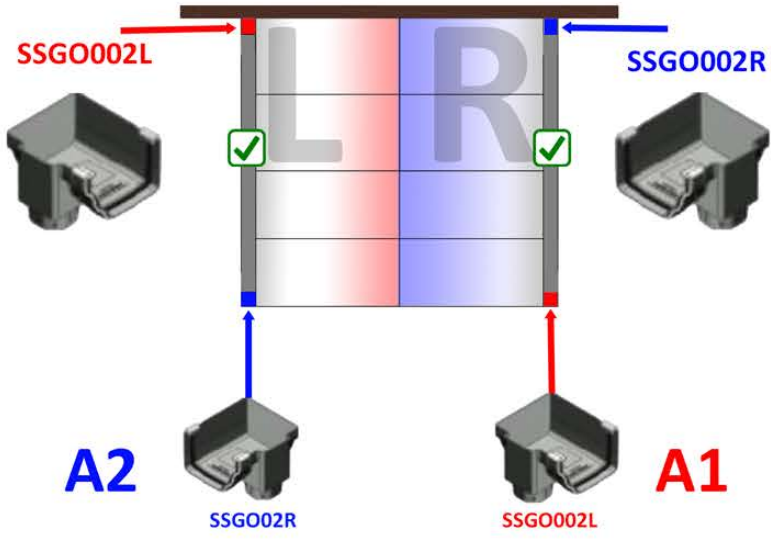
**D1**



Inline Running Outlet- On Eaves Beam  
**SSGO002**

## NO Gable Support Beam

**A1**



**A2**

Stopend Outlet- On Eaves Beam  
**SSGO002L - LEFT (A1)**  
**SSGO002R - RIGHT (A2)**

**D1**



Inline Running Outlet- On Eaves Beam  
**SSGO002**

If other lefts/rights are to be used,  
Individual components must be specified manually  
in conjunction with extra guttering.

### Eaves Beam Options



SSGO002L



SSGO002R



SSGO002

Inline Running Outlet

**SSGO002**

Stopend Outlet On Eaves

**SSGO002L - (LEFT)**

**SSGO002R (RIGHT)**

### Wall Mounted Options



MSO001



MSO002



MRO001

Running outlet (Wall Mounted)

**MRO001**

Wall Mounted Stop End Outlet

**MSO001 (LEFT)**

**MSO002 (RIGHT)**

### Additional Items



MIA001



MEA001



MSE001



ESA001L



MSE002



ESA001R

Internal 90° Corner

**MIA001**

Marley Classic Stopend

**MSE001 (LEFT)**

**MSE002 (RIGHT)**

Marley Classic Gutter

**ESA001L (LEFT)**

**ESA001R (RIGHT)**

(STD 80MM OFFSET TO STEP  
ROUND STD BRICK)

Classic Gutter External 90 Degrees

**MEA001**

### Square Options



**MGB002**  
4LT SCREW ON  
GUTTER BRACKET



**MGBB001**  
EAVES BEAM  
GUTTER BRACKET



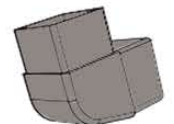
**RWC001**  
SQUARE  
DOWNPIPE  
BRACKET



**RWP250**  
RAINWATER  
PIPE 2.5M



**BES001**  
BOTTOM  
ELBOW SHOE



**RWO001 = 67°**  
**RWO087 = 87°**  
RAINWATER  
OBTUSE BEND

### Round Options



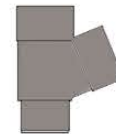
**UZRW001W/3**  
DOWNPIPE  
BRACKET  
BACKPLATE




**UZRW001W/1**  
DOWNPIPE  
BRACKET  
SOCKET CLIP



**UZRW001W/2**  
DOWNPIPE  
BRACKET PIPE CLIP



**RWP001**  
RAINWATER  
PIPE BRANCH



**RWB001**  
OFFSET BEND  
KIT (SQUARE)



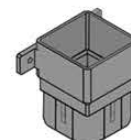
**UZRW250W**  
RAINWATER  
DOWNPIPE



**UZRW002W**  
ROUND  
DOWNPIPE  
SHOE



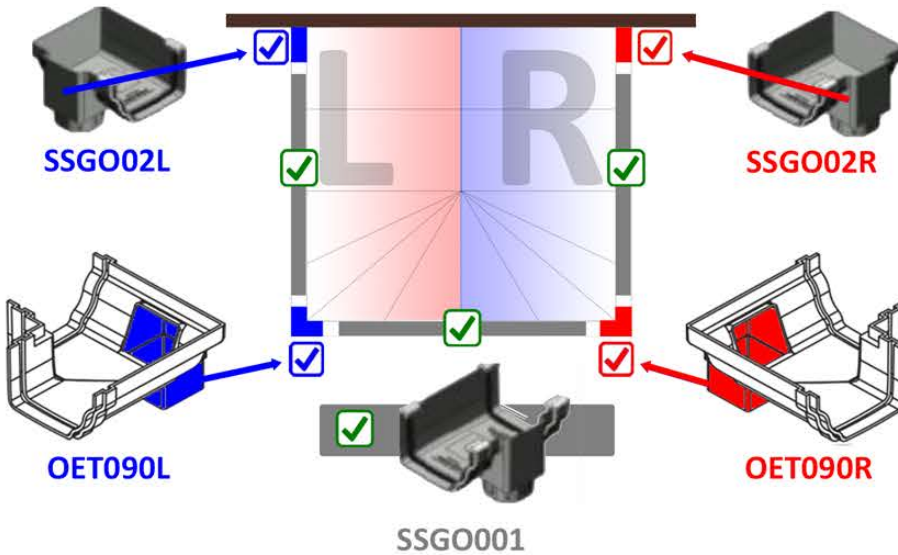
**RDP068**  
PIPE 67°  
OBTUSE BEND



**GAD001** GUTTER TO SQUARE RWP ADAPTOR  
(GUTTER OUTLET TO RWP AND RWP TO RWP  
JOINTER)

**GAD002** GUTTER TO ROUND RWP ADAPTOR

## OUTLETS ON THE FRONT ELEVATION.



Elephant's Trunk Stop End

SSGO 002L (LEFT)

SSGO 002R (RIGHT)

Elephant's Trunk 90°

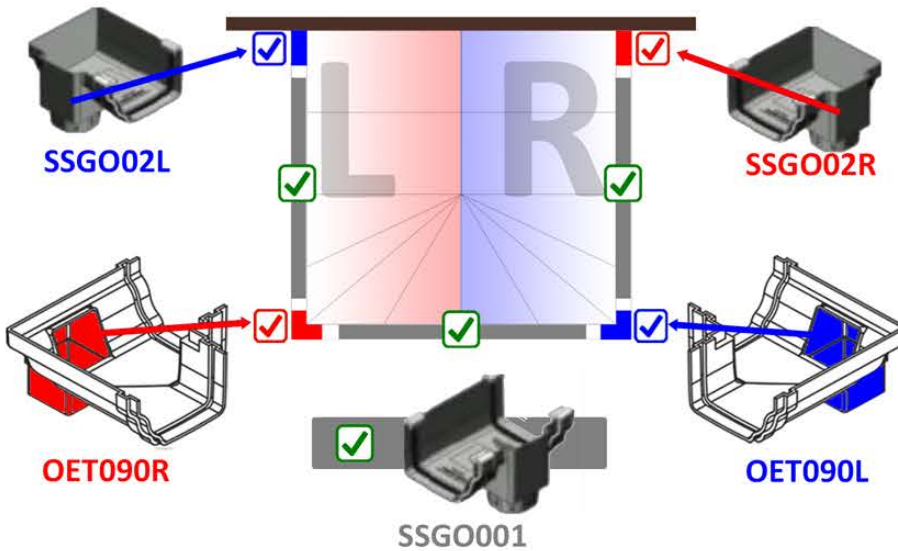
OET 090 (LEFT)

OET 090R (RIGHT)

Elephant's Trunk Inline

SSGO 001

## OUTLETS ON THE SIDE ELEVATION.



Elephant's Trunk Stop End

SSGO 002L (LEFT)

SSGO 002R (RIGHT)

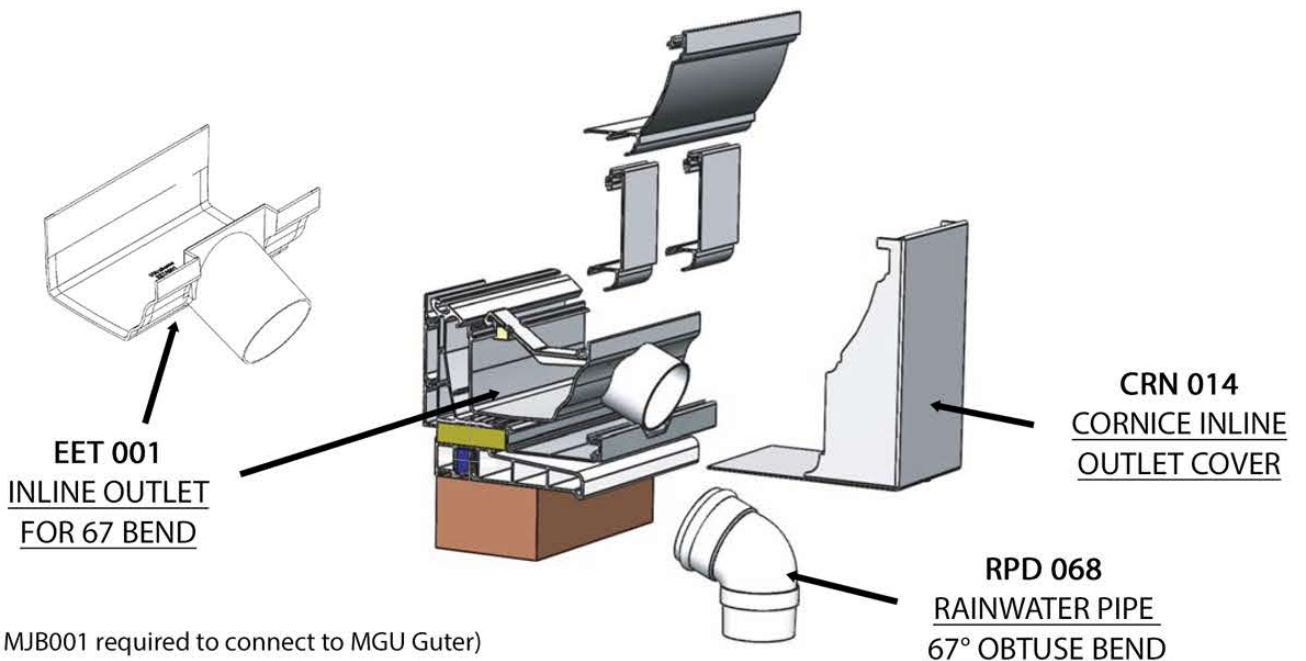
Elephant's Trunk 90°

OET 090 (LEFT)

OET 090R (RIGHT)

Elephant's Trunk Inline

SSGO 001



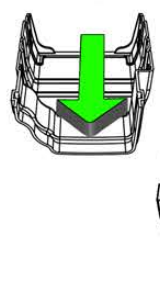
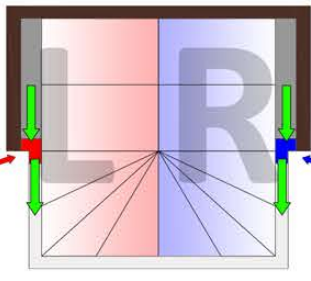
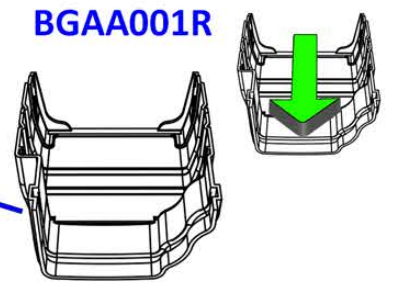
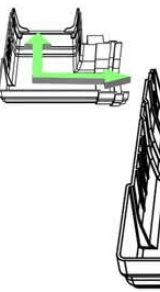
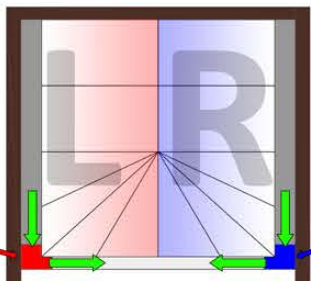
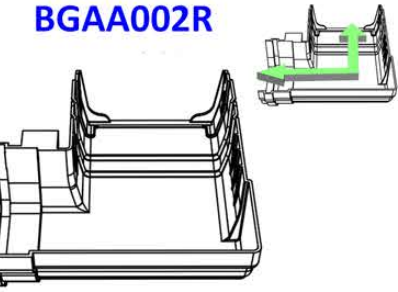
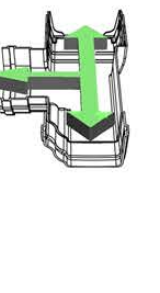
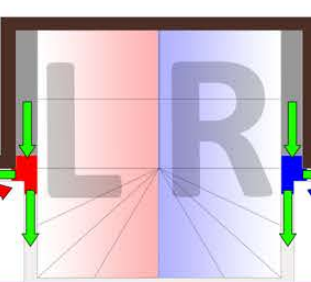
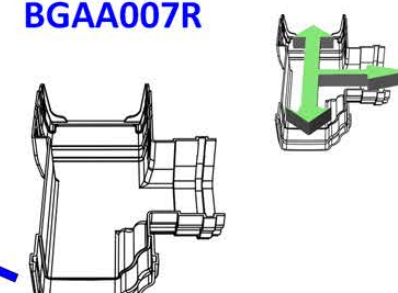
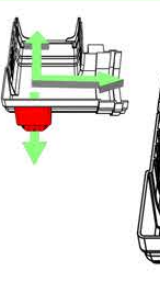
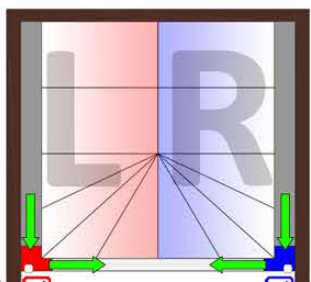
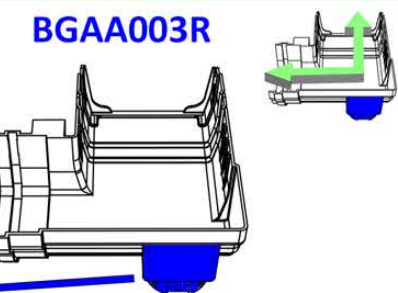
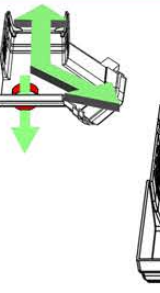
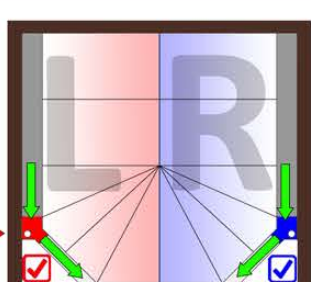
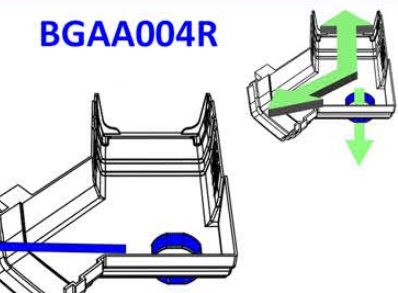
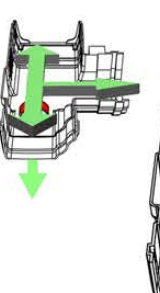
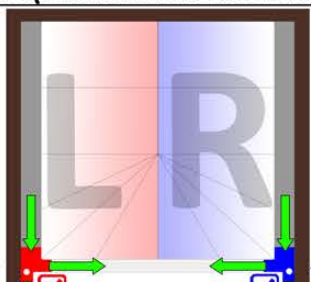
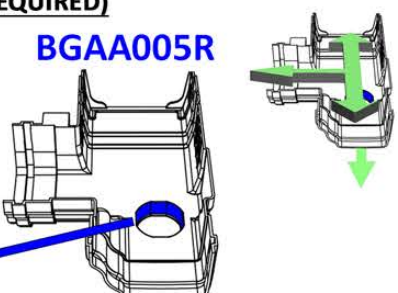
EET 001  
INLINE OUTLET  
FOR 67 BEND

CRN 014  
CORNICE INLINE  
OUTLET COVER

RPD 068  
RAINWATER PIPE  
67° OBTUSE BEND

(2 x MJB001 required to connect to MGU Guter)

165 Marley Classic Boxgutter Outlet Options

 <p><b>BGAA001L</b></p>		 <p><b>BGAA001R</b></p>
 <p><b>BGAA002L</b></p>		 <p><b>BGAA002R</b></p>
 <p><b>BGAA007L</b></p>		 <p><b>BGAA007R</b></p>
 <p><b>BGAA003L</b></p>		 <p><b>BGAA003R</b></p>
 <p><b>BGAA004L</b></p>		 <p><b>BGAA004R</b></p>
<p><b>OUTLET IS OPTIONAL (THIS CAN BE PUNCHED OUT IF REQUIRED)</b></p>		
 <p><b>BGAA005L</b></p>		 <p><b>BGAA005R</b></p>

No Outlets

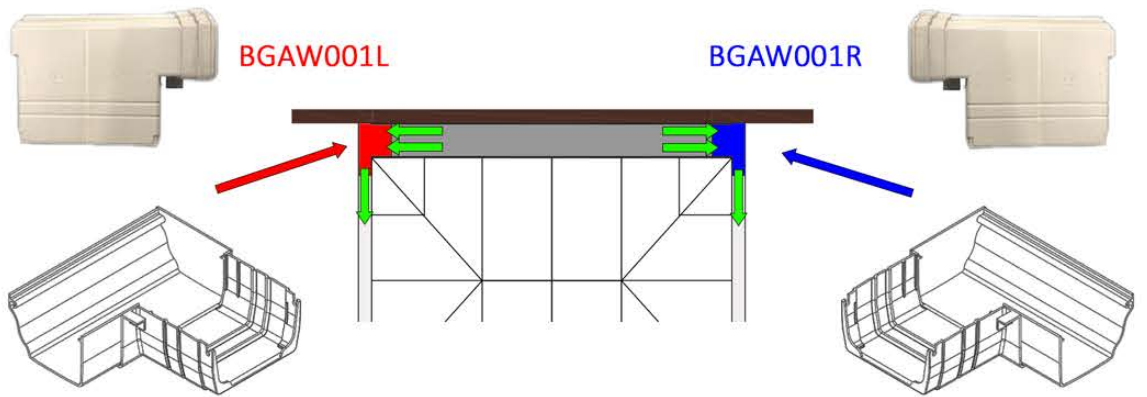
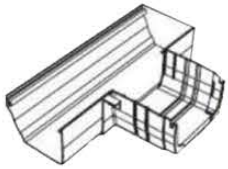
These Include Outlets

# 265m Boxgutter Outlets

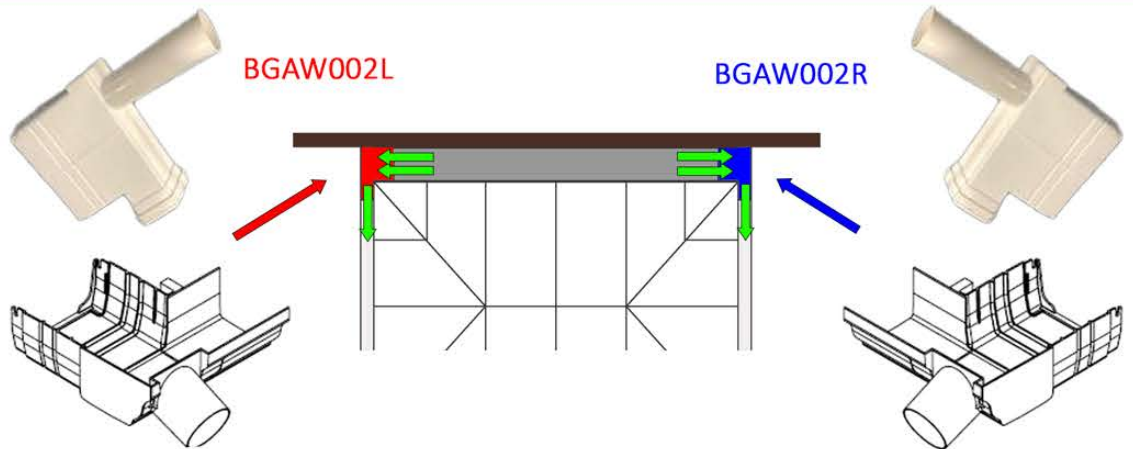
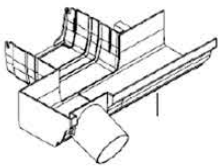
OLD PRODUCT

REPLACEMENT PRODUCT

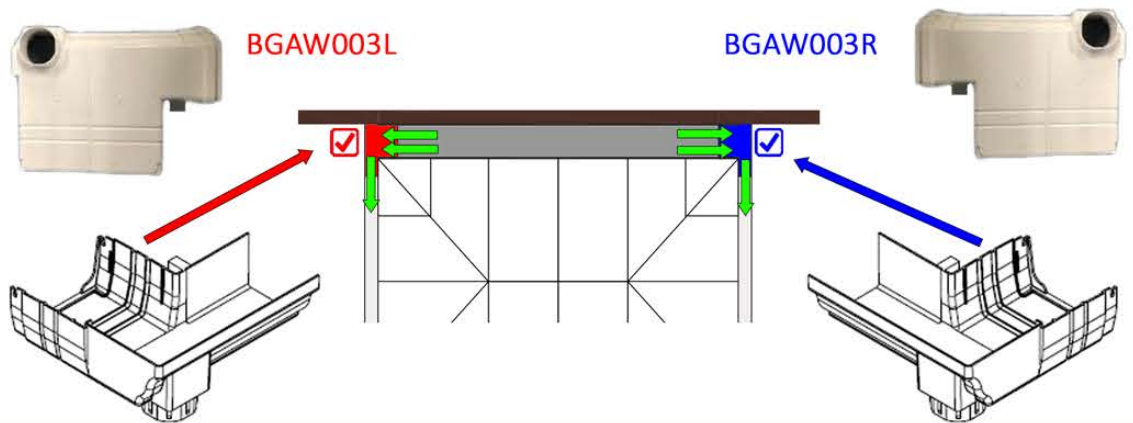
BGAA263L/R



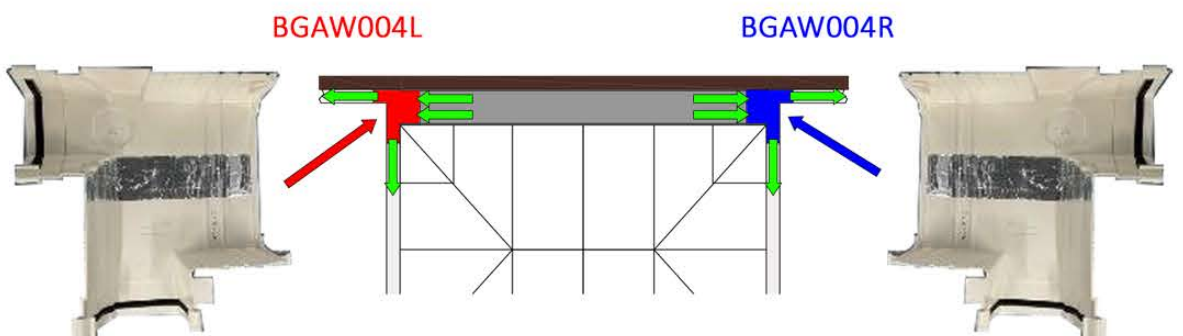
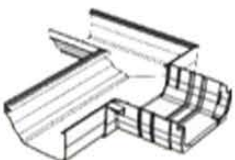
BGAE263(L/R)



BGAA261(L/R)



BGAA262(L/R)

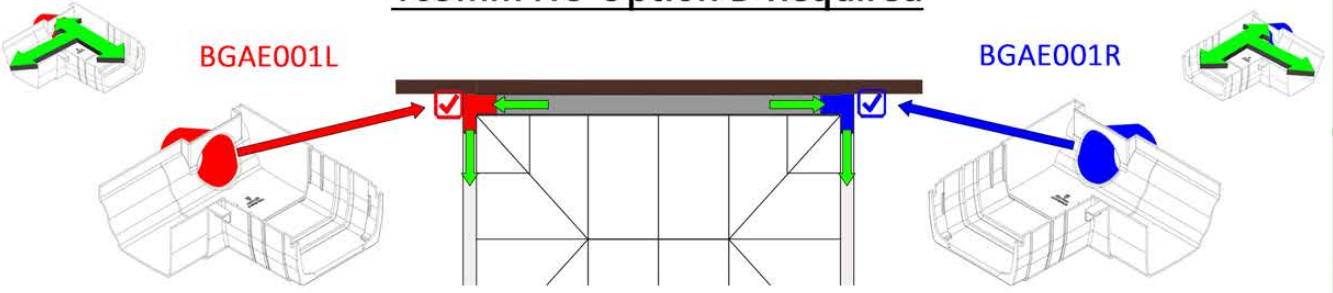




# Elephant's Trunk BG Outlets

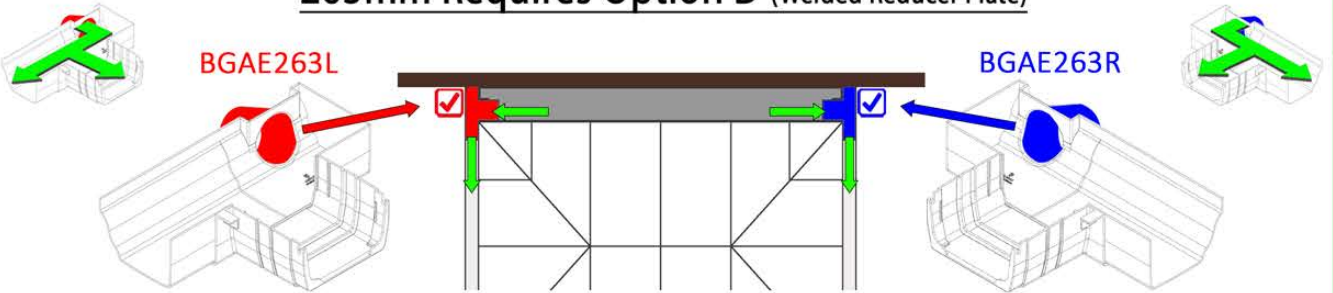
165 BG Adaptor

## 165mm NO Option D Required



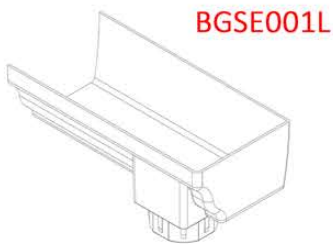
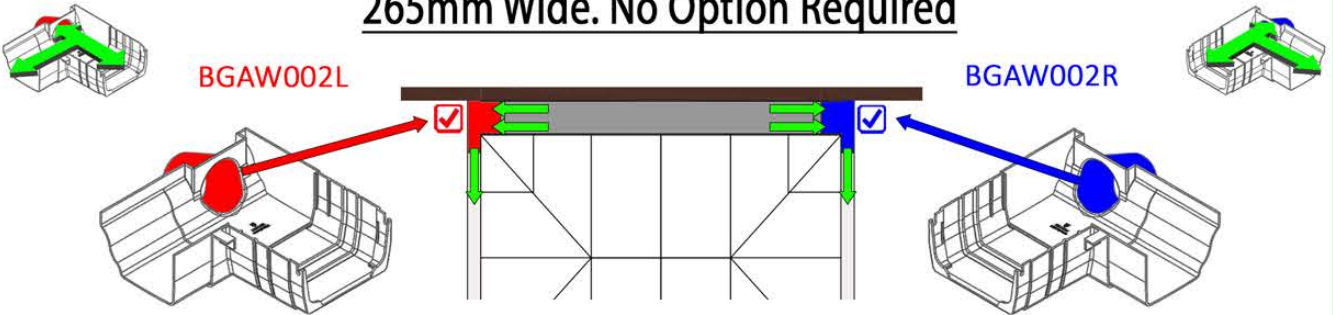
265 Adaptors Option D

## 265mm Requires Option D (Welded Reducer Plate)



BGSE001

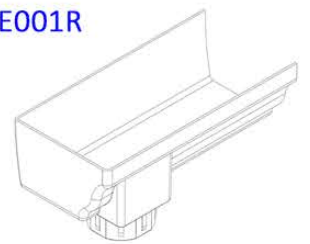
## 265mm Wide. No Option Required



BGSE001L

To suit 165mm or 175mm wide soffit box gutter  
or  
to suit 275mm wide soffit box gutter with reverse option A reducer  
or  
to suit 265mm wide box gutter with option A reducer

BGSE001R



Outlet Included

[www.ultraframetrade.co.uk](http://www.ultraframetrade.co.uk)

Ultraframe<sup>®</sup>

It is Ultraframe's policy to continually seek to improve its products, processes and services, and we reserve the right to change specifications without prior notice. Ultraframe is a trading name of Ultraframe (UK) Limited.

