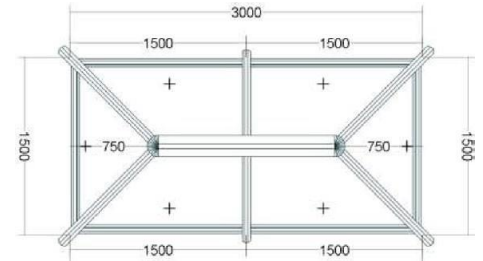


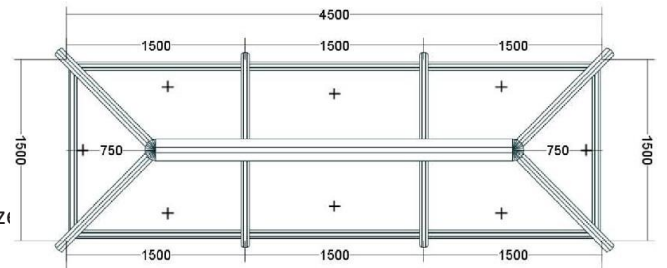
Stratus Lantern Roof – Design Guide

The guidelines for designing Stratus Lantern Roofs are as follows:

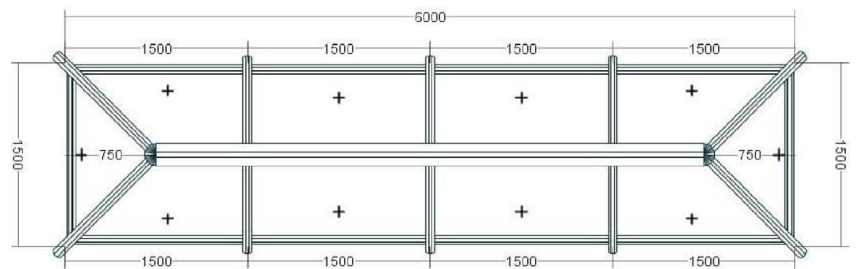
1. Fixed pitch of 20° to all sides.
2. All external caps are aluminium in either White or Grey finish (internal is always White or Grey PVC-U).
3. 24mm glazing only.
4. Maximum and standard rafter spacing is 1500mm with a 31mm clearance required where glazing bar meets the radius end (see layout 2x4, symbol *).
5. No jack rafters.
6. Minimum ridge length is 140mm.
7. Maximum sizes will depend on rafter layout as shown.
8. Sizes relate to external face of timber support as indicated by the blue arrow shown below.
9. No tie bars.
10. Roof Vents available (min 500mm x 500mm). Minimum lantern size 1390mm x 1975mm.
11. Default loading evaluation based on 0.6kN/m². All maximum bar spacing and layouts based on 0.6kN/m². For greater snow loading contact Technical.
12. Glass with at least 1.2 U-value can be used on most sizes of Stratus Lantern. Lanterns with less than 0.6m projection will require 1.0 U-value glass. Please refer to the Thermal Design Guide in Udesign for a confirmed U-value of each product.



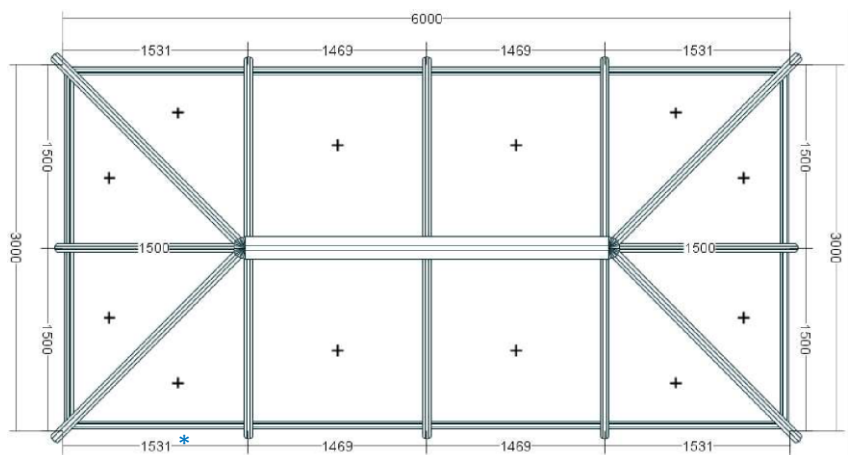
Layout: 1 x 2
MAX 1500mm x 3000mm



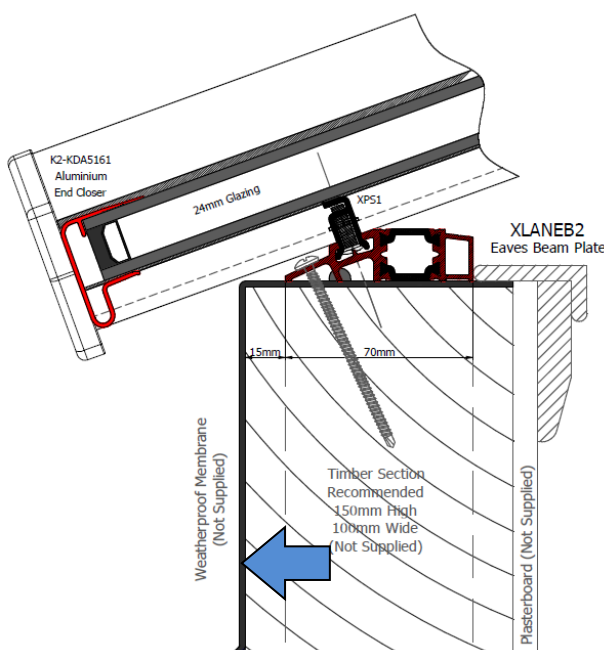
Layout: 1 x 3
MAX 1500mm x 4500mm



Layout: 1 x 4
MAX 1500mm x 6000mm



Layout: 2 x 4
MAX 3000mm x 6000mm



Reference Only