



**Starter strip**

The tile starter strip provides an authentic slate look and ventilation



**Tiles**

Authentic looking replica tiles



**Glazing**

Full length glazing




**Ridge**

Fully insulated ridge



**Hips**

Slimline aluminium hip and ridge cappings



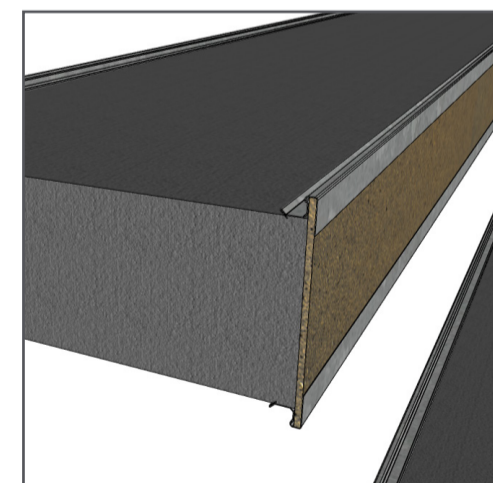
**Expandable panel**

The expandable Ultrapanel expands to fill any gaps in the roof to prevent cold spots



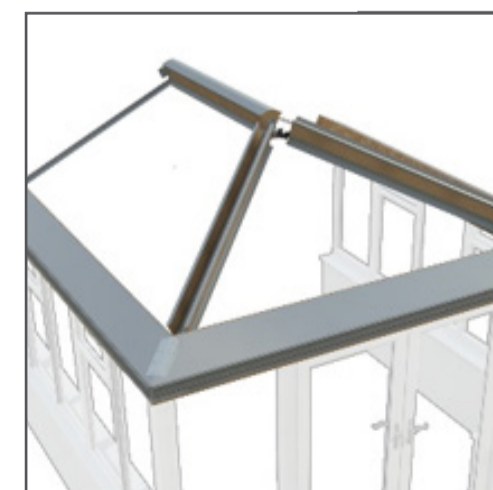
**Bi-fold doors**

The Ultrarroof beam is strong enough to accommodate large sets of bi-fold or sliding doors up to 4m without costly additional support




**Insulation**

Structural insulation within the timber and steel Ultrapanel helps the roof deliver a U-Value of 0.15 (as low as 0.12 if required)




**Framework**

Combining the best timber and steel construction technology, the framework is engineered to postcode, ensuring all critical load points in the roof are built to withstand extreme wind and snow loads for your specific postcode



**No tie bar required**

Ultrarroof creates a beautiful vaulted ceiling and no tie bar required



**Box beam**

Fully insulated box beam eliminates the risk of condensation



**Pelmet**

Internal pelmet for downlights and speakers



**Soffit**

Optional external soffit

Building Regulation Compliant  
Ultrarroof is fully Building Regulation compliant and has JHAI system approval to minimise red tape.

